



2016







SEALANT **6 - 9**

TYRE SEALANT	6
CHART: HOW MUCH TYRE SEALANT?	6
THRU-CORE SEALANT	6
TUBE SEALANT	8
CHART: HOW MUCH TUBE SEALANT?	8

PRO-SERIES **10 - 11**

INFLATORS **12 - 13**

MANUAL PUMPS	12
12V INFLATORS	12-13
120V INFLATORS	17

TYRE REPAIR KITS **14**

AEROSOL TYRE INFLATORS **15**

TOOLS & ACCESSORIES **16 - 25**

DIGITAL TYRE GAUGES	16
DIAL TYRE GAUGES	17
PENCIL TYRE GAUGES	18
AIR ACCESSORIES	19
RUBBER CEMENT & BEAD SEALER	19
TYRE PLUG KITS	20
TYRE TACKLE KITS	20
PATCH KITS & TOOLS	21
VALVE CAPS & ACCESSORIES	22
TYRE VALVES & TOOLS	22-23
CO ₂ INFLATORS	25
BIKE ACCESSORIES	25

TUBES **26 - 27**

SMART TUBES & SELF-SEALING TUBES	26
BIKE TUBES	27

SLIMEPRO SEALANT **28**

TUBELESS SEALANT	28
------------------	----

SLIME BIKE STORAGE **29**



EVERY YEAR 70 MILLION SCRAP TYRES END UP IN LANDFILLS.

TOGETHER WE CAN REDUCE THIS FIGURE

SLIME CARES

As the worldwide leader in tire care, Slime's complete product line works together to keep tires out of landfills.

Choosing to use Slime to repair a flat enables the tire to be cleaned, professionally repaired, and remain in use. Our sealants even contain chunks of recycled rubber, further reducing the number of tires in landfills.

Regular use of Slime pressure gauges and inflators ensures that tires operate at proper pressure levels, maximizing tire tread life.

By continuing to provide environmentally-friendly solutions for our customers' tires, we're able to make a difference. After all, for us being green goes deeper than just our brand color.


Products featuring Slime's Green Promise are:

- **Non-toxic**
- **Non-hazardous**
- **Free of carcinogens**
- **Non-ozone-depleting**
- **Minimally packaged**



SLIME BASICS

Since 1989, Slime has been the world’s safest and most effective sealant. When a puncture occurs, our patented sealant is carried directly to the puncture. The pressure of the escaping air forces the Fibro-Seal® particles into the opening, where they build up and intertwine to form a long-lasting, flexible plug. Instantly, air loss is blocked and a flat tyre is prevented.



With a low freezing point of -35°F (-37°C) and a high separation point of 182°F (82°C), our sealants will remain effective under the most extreme temperatures. Slime tube and tyre sealants are non-toxic, non-flammable and clean up easily with water. Our sealant is specially designed to be non-corrosive, making it safe for tyres and rims. It can be safely removed from the tyre, enabling the permanent application of an RMA (Rubber Manufacturers Association) approved plug/patch.

HOW TO USE SLIME		PREVENT FLATS	REPAIR FLATS
	CAR		
	TRUCK		
	SUV		
	MOTORCYCLE/SCOOTER		
	ATV/GOLF CART/TRAILER		
	WHEELBARROW/MOWER/TRACTOR		
	BICYCLE/DIRT BIKE		

TPMS COMPATIBILITY (!)

In order for a tyre sealant to be accepted by leading sensor manufacturers, it must pass three product tests. After each test, the sensor is reinstalled on the vehicle and checked for proper functionality. A sensor must be functional after all three tests in order for the sealant to be endorsed by TPMS (Tyre Pressure Monitoring Systems) manufacturers.

THE INSTALLATION TEST



PASSED

In this test, sealant must pass freely through the sensor without clogging the device. In order to pass, the sensor must show no evidence of clogging.

THE SUBMERSION TEST



PASSED

During this test, the sensor is fully submerged in the sealant, simulating exposure to the sealant inside a tyre. In order to pass, the sensor must remain fully functional and show no evidence of damage.

THE VAPOR TEST



PASSED

In this test, the sensor is exposed to the sealant, then heated to 158°F (70°C), a temperature within the operating specifications of the tyre and tyre sensor. This simulates the high operating temperature of a tyre in use. In order to pass, no evidence of sensor damage may be present.

SEALANT

TYRE SEALANT



PART # 10011

473 mL TPMS Tyre Sealant
Car, trailer

PART # 10163

3.8 Liters (1 Gal.) Tyre Sealant
All tyres

PART # 10008

710 mL Tyre Sealant
ATV, mower

PART # 10009

946 mL Tyre Sealant
All tyres

Slime **Thru-Core™ Tyre Sealant** seeks out and instantly seals tread area punctures up to 1/4" in diameter. There is no need to remove the valve core. Slime's Thru-Core Technology™ seamlessly injects the new sealant formula through the valve stem directly into the tyre. Then just air up your tyre with a Slime inflator or an air source of your choice to get back on the road quickly. Slime Thru-Core™ Tyre sealant is non-toxic, non-corrosive and tyre sensor safe. This new easy install formula is tested and approved by leading automakers and cleans up easy with water.



**THRU
CORE
TECHNOLOGY™**



PART # 60174

Thru-Core™ Tyre Sealant
Automotive

Slime Tyre Sealant seeks out and instantly seals tread area punctures up to 1/4" (6mm) using Fibro-Seal technology. Use Slime Tyre Sealant with an air source to repair tyre punctures on cars, trucks, motorcycles and SUVs. Install Slime in the tyres of any off-highway vehicle and prevent flats before they occur.

- **Instantly seals up to 1/4" (6mm) punctures**
- **Non-toxic, non-corrosive and non-hazardous**
- **Non-flammable**
- **Cleans up with water**
- **Tyre Sensor Safe (look for the yellow label)**

HOW MUCH TYRE SEALANT PER TYRE?

	WHEELBARROW	237 mL
	MOTORCYCLE/SCOOTER	237 mL
	CAR/TRAILER	473 mL
	TRUCK/SUV	567 mL
	GOLF CART	567 mL
	ATV/MOWER	710 mL



SEALANT

TUBE SEALANT



PART # 10003

237 mL Tube Sealant

Bike, dirt bike, wheelbarrow



PART # 10003HT

237 mL Tube Sealant with hang tag

Bike, dirt bike, wheelbarrow



PART # 10004






473 mL Tube Sealant

Bike, dirt bike, wheelbarrow

Slime Tube Sealant seeks out and instantly seals tread area punctures up to 1/8" (3mm) using Fibro-Seal technology. Install in your bicycles, dirt bikes, wheelbarrows, riding mowers and more, and enjoy two years of continuous flat tyre protection.

- **Instantly seals up to 1/8" (3mm) punctures**
- **Non-toxic and non-hazardous**
- **Non-flammable**
- **Cleans up with water**

HOW MUCH TUBE SEALANT PER TYRE?

	BICYCLE	118 mL
	WHEELBARROW	237 mL
	DIRT BIKE	237 mL
	SCOOTER	237 mL
	MOWER	710 mL





PRO-SERIES

RUGGED • BUILT TO LAST • GET THE JOB DONE RIGHT

Slime Pro-Series products are carefully designed and crafted to meet the rigors of every day tyre repair. Each Pro-Series item is precisely built to premium quality making sure it stands the test of time. Pro-Series products get the job done and your friends might be pretty jealous they don't have one.

NEW



PART # 40048

Super Duty Tyre Inflator

Dual piston motor
30' total reach

- Tyre inflation time: 1.5 min.*
- Dual piston motor
- Vibration isolating base
- Easy 30' reach
- Removable magnetic 400 lumen LED light
- Multi-use high pressure liquid-filled gauge
- Direct connect to battery
- Vehicle mount ready



PART # 20289

**5-60 PSI
Liquid-Filled
Gauge**

Extends life of gauge

- Liquid-filled for maximized accuracy
- Glows in the dark for nighttime repairs
- Shock resistant
- 5-60PSI
- Bleeder valve

PART # 20290

**Ultimate Tyre
Plug Kit**

13 pieces,
T-handle

- Easy grip aluminum reamer and pluggers
- Insertion tool collar for accuracy
- 10 plugs
- Rubber cement

NEW



NEW



NEW



PART # 20333

**0-150 PSI
Truck & RV
Gauge**

- Shock resistant liquid-filled gauge
- Total reach 18"
- Extreme accuracy
- Dynamic bleeder valve

PART # 20334

**10-150 PSI
Digital
Pistol Grip
Gauge**

- Easy to read backlit digital gauge
- Ergo grip handle
- Dynamic bleeder valve
- Bright LED flashlight

PART # 20341

**5-100 PSI
Digital Tech
Gauge**

- Precision grip
- Easy to read backlit gauge
- Integrated bleeder pin

INFLATORS

MANUAL PUMPS



- Inflates faster than a standard hand pump
- Built with easy glide action
- Easy-to-use pump is durable and effective
- Designed with a heavy-duty double barrel

PART # 2064

Big Foot Pump
Double Barrel



- Inflates faster than a standard hand pump
- Built with easy glide action
- Easy-to-use pump is durable and effective
- Designed with a heavy-duty single barrel

PART # 2063

Big Foot Pump
Single Barrel

INFLATORS

12 VOLT

There is a **Slime Tyre Inflator** for every need. From compact 12V models that can fit in the glove box to cordless and rechargeable models that are perfect for camping. Keep a 12V Slime inflator in every vehicle and be prepared to inflate a low tyre anytime, anywhere. The Slime 120V Tyre Inflator is perfect for the garage. The Slime Tyre Inflator line has the proper solution for every consumer and every inflation need.



PART # 40001

Power Sport
Tyre Inflator

- Tyre inflation time: 10 min.*
- Adapts to any 12V power supply
- Rugged carrying case included



PART # 40020

Tyre Top Off
Compact

- Tyre inflation time: 14 min.*
- 12V accessory power
- Dual purpose: check pressure & inflate



PART # 40022

Tyre Inflator
Digital display

- Tyre inflation time: 6 min.*
- 12V accessory power
- Inflate-Right™: Automatically shuts off when set pressure is reached
- Bright LED light



PART # 40026

2X Tyre Inflator

2 cylinders for maximum power
30' total reach

- Tyre inflation time: 2 min.*
- Alligator clips power adapter
- In-line dial gauge, bright LED light
- Heavy-duty rigid case

The **2X Pro Power** inflator features 2 cylinders for maximum power. As part of Slime's Pro Power series, the 2X includes a direct-drive motor and thermal break feature to prevent overheating.



Slime Spair Kits combine Slime sealant and a Slime inflator, allowing consumers to install Slime sealant and re-inflate a tyre in the event of a flat. Slime Spair Kits are the ideal alternative to using a spare tyre and jack. There is a Slime Spair for every need and application. The compact Moto Spair stores easily in a motorcycle saddle bag, while the Smart Spair fits easily in a trunk. The Truck Spair features a powerful Slime Pro Power Series Inflator for heavy-duty applications. The Safety Spair conveniently combines sealant and air at the push of a single button to repair and inflate a standard car tyre in just 7 minutes.

TYRE REPAIR KITS

* INFLATION TIMES FOR INFLATORS BASED UPON STANDARD CAR TYRE = P195/65 R15



PART # 50107 (3 PACK)

Smart Spair
Standard tyres

CONTENTS

- 473 mL Slime Tyre Sealant (TPMS safe)
- Compact 12V tyre inflator
- Air adapters for inflatables
- Convenient zippered case

Tyre inflation time: 7 min.* | Total repair time: 15 min.



PART # 70005

REFILL CARTRIDGE # 10100

Safety Spair
Standard tyres

- Tyre inflation time: 4 min.* | Total repair time: 7 min.
- Repairs a flat at the push of a button: Slime latex tyre sealant and air are sent into the flat tyre, repairing and reinflating the tyre in one simple step

CONTENTS

- 473 mL Slime latex tyre sealant (TPMS safe)
- Heavy-duty 12V tyre inflator with LED light, backlit instructions and built-in dial gauge
- Convenient zippered case

AEROSOL TYRE INFLATORS



PART # 60088

400 mL Quick Spair

Seals punctures and inflates in seconds



PART # 60089

500 mL Quick Spair

Seals punctures and inflates in seconds



PART # 60090

600 mL Quick Spair

Seals punctures and inflates in seconds



TOOLS & ACCESSORIES

DIGITAL TYRE GAUGES

NEW



PART # 20334
10-150 PSI
Digital
Pistol Grip
Gauge

- Easy to read backlit digital gauge
- Ergo grip handle
- Dynamic bleeder valve
- Bright LED flashlight

PRO-SERIES

NEW



PART # 20341
5-100 PSI
Digital Tech
Gauge

- Precision grip
- Easy to read backlit gauge
- Integrated bleeder pin

PRO-SERIES



PART # 20017
5-150 PSI
Digital Sport Tyre Gauge
with lighted tip



PART # 20187
0-120 PSI
Digital Tyre Gauge
with wraparound hose

- Simple 1 button operation
- 6" braided hose with press on nozzle
- Pressure release button



PART # 20202
0-100 PSI
Ultimate Digital Gauge

- Dynamic bleeder valve
- Back lit digital display
- LED light
- 6" flexible hose

NEW





PART # 20333
0-150 PSI
Truck & RV
Gauge

- Shock resistant liquid-filled gauge
- Total reach 18"
- Extreme accuracy
- Dynamic bleeder valve

PRO-SERIES

PART # 2020-A
10-160 PSI
Dually RV Gauge
with easy-reach hose



PART # 20048
5-60 PSI
Tyre Gauge
with bleeder valve

PART # 20049
5-60 PSI
Tyre Gauge
with bleeder valve

PART # 20185
1-20 PSI
Low Pressure Gauge
with rugged housing & bleeder valve

TOOLS & ACCESSORIES

PENCIL TYRE GAUGES

* GAUGES SHIPPED IN A VARIETY OF COLORS



PART # 1023-A

**10-50 PSI
Tyre Gauge***
with caps

PART # 2005-A

**20-120 PSI
Tyre Gauge**
with caps



PART # 1038-BULK/18

**10-50 PSI
Extreme
Pencil Gauge**

PART # 20188

**CASE OF 18
10-50 PSI
Keychain
Pencil Gauge**



AIR ACCESSORIES

TOOLS & ACCESSORIES



PART # 23032

Air Needles
(set of 2)



PART # 20332

Inflator Hose Adapter
Converts twist-on
to press-on adapters

RUBBER CEMENT & BEAD SEALER

TOOLS & ACCESSORIES




PART # 1051-A

29.5 mL Rubber Cement



PART # 1050

236 mL Rubber Cement



TOOLS & ACCESSORIES

TYRE PLUG KITS



PART # 1034-A
Tyre Plug Kit
8 pieces, T-handle



PART # 2040-A (6 PACK)
Deluxe Tyre Plug Kit + Glue
11 pieces, pistol-grip handle



PART # 21032
Tire Plug Kit + Glue
6 pieces, screwdriver handle



PART # 20240
ATV/Trailer Tire Repair Kit
Mini tire inflator, 3 threaded CO₂ cartridges, reamer, plugs and plug tool



PART # 20287
CO₂ Refills
2 threaded 16 gram cartridges

TOOLS & ACCESSORIES

TYRE TACKLE KITS



PART # 2510
22 Piece Tyre Tackle: Medium
ATV, tractor, off-road



PART # 20133
9 Piece Tyre Tackle: T-handle
All tyres



PART # 1031-A
Tire Repair Plugs
30 pack



PART # 2033

Patches + Glue

56 patches, various sizes,
for all rubber repairs



PART # 1022-A

Tube Patch Kit + Glue

Bikes and inflatables

PART # 2410

14 Piece Tyre Tackle: Small

Glove box

PART # 20177

Tread Depth Gauge

1/32" - 1"

TOOLS & ACCESSORIES

VALVE CAPS & ACCESSORIES



Valve Caps
(set of 4)



PART #	COLOR
20116	Pink Anodized
20129	Red
20130	Blue
20131	Aluminum
20132	Black Anodized




Barrel Valve Caps
(set of 4)



PART #	COLOR
20324	Jet Black
20325	Gunmetal Gray
20326	Quick Silver



PART # 2048-A
Valve Caps
(set of 4)
Chrome



PART # 22049
Valve Caps
(set of 4)
Plastic

TOOLS & ACCESSORIES

TYRE VALVES & TOOLS



PART # 2080-A
Tyre Valves TR413
Tubeless, 1 1/4"



PART # 22042
Valve Cores
(set of 4)



PART # 22052
Core Remover & Cap



PART # 2044-A
4-Way Tool



PART # 20088
4-Way Tool
with 4 valve cores





CO₂ INFLATORS



PART # 20277

CO₂ Tire Inflator

Includes inflator and 1 16g non-threaded CO₂ cartridge



PART # 20279

CO₂ Refills, 16g non-threaded
Set of 2

BIKE ACCESSORIES

TOOLS & ACCESSORIES



PART # 20027

1" Skabs

6 pre-glued patches,
2 tyre levers



PART # 20040


1" Skabs

6 pre-glued patches



PART # 20197

Tube Repair
Patch kit



PART # 20189

Classic Patch Kit

27 pieces, for all rubber repairs



TUBES

SMART TUBES & SELF SEALING TUBES

Slime Smart Tubes and Self-Sealing Tubes instantly and repeatedly seal punctures before they ruin your day. Factory-filled with a precise volume of Slime Tube Sealant, they install like a regular tube, while offering powerful Slime protection. They provide a physical barrier against thorns, glass and nails. Should any debris get through, Slime tube sealant instantly goes to work, seeking out and sealing the puncture.



PART #	DESCRIPTION	TUBE SIZE
30012	8" Wheelbarrow	4.8/4.0-8

Utility, Wheelbarrow and Lawn Tractor Smart Tubes™
Inner tubes pre-filled with Slime Tube Sealant

BIKE TUBES

TUBES



SCHRADER VALVE

PART #	TUBE SIZE
30049	20" x 1.5 - 2.125"
30045	26" x 1.75 - 2.125"

Self-Sealing Tubes

Inner tubes pre-filled with
Slime Tube Sealant

- Instantly seals up to 1/8" (3mm) punctures
- Provides flat tyre protection for up to 2 years
- Pre-filled with environmentally-friendly Slime Tube Sealant



SCHRADER VALVE

PART #	TUBE SIZE
30081 (4 PACK)	26" x 1.75 - 2.125"

Super Thick Self-Sealing Tubes

Super thick inner tubes
pre-filled with Slime Tube Sealant

- Ultimate protection
- Ultra-thick, thorn-resistant tube pre-filled with Slime Tube Sealant



PRESTA VALVE

PART #	TUBE SIZE
30026	700 x 19 - 25mm

Lite Smart Tubes™

Lightweight butyl inner tubes
pre-filled with Slime Tube Sealant

- Superior flat tyre protection without adding significant weight
- Lightweight butyl tube pre-filled with revolutionary Slime Tube Sealant

TUBELESS SEALANT

Slime Pro was introduced in 2008 as our line of products geared specifically toward hardcore cyclists and cycling enthusiasts. Many of us here at Slime, being riders ourselves, saw the need for lighter, more durable and aggressive products to get us up the mountain, fly down the mountain, over the gap, across the country and across the finish line faster and without flats! That's how Slime Pro was born.

Slime Pro means decreased weight without compromising strength. We've personally engineered Slime Pro products, like Slime Pro Tubeless Sealant and Slime Pro Lite Tubes, to outperform the competition. That's why it is the first choice for professionals and hard core cyclists in all types of riding. And look out for our new Slime Pro Tubeless Ready Kit. We worked in a few surprises there.

Slime Pro Tubeless Sealant's new improved formula was designed and tested by professional riders to outperform and outlast the competition. Not only will the sealant stay liquid longer in your tyres, but is the only sealant in the world compatible with CO₂.



- **Instantly seals 1/8" (3mm) punctures**
- **Lightweight, non-corrosive and non-hazardous**
- **The world's only CO₂ compatible sealant**
- **Stays liquid longer (6+ months of non-drying performance)**



PART # 10159

**3 oz. Slime Pro
Tubeless Sealant
Bike**

PART # 10160SL

**8 oz. Slime Pro
Tubeless Sealant
Bike**



BIKE STORAGE

NEW



PART # 20318

• Holds up to 30lbs

Bike Hooks
Vinyl-coated

NEW



PART # 20319

• Holds up to 72lbs

Heavy Duty Bike Hooks
Vinyl-coated

NEW




PART # 20323

Bike Hanger

- Securely holds 1 bike (up to 50lbs)
- Direct Mount - screws into wall stud
- Store any style bike on the wall or ceiling
- Durable steel construction

NEW



PART # 20320

Easy Bike Lift

- Holds 50lbs
- Direct Mount - screws into wall stud
- Easily raises bike to ceiling
- Vinyl-coated hooks protect bike

NEW



PART # 20322
Single Folding Bike Rack

- Securely holds 1 bike (up to 50lbs)
- Shelf for additional items
- Easy foldup when not in use
- Durable steel construction

NEW



PART # 20321

Floor Bike Stand

- Easily stores 2 bikes
- Bikes can be stored in one direction or alternate directions
- Durable steel construction
- Fits most tyre sizes



Distributed by ITW AAMTech

An Illinois Tool Works Company. © 2016

1-9 Nina Link, Dandenong South, Victoria, 3175, Australia

Phone: 1800 177 989

www.aamtech.com.au